


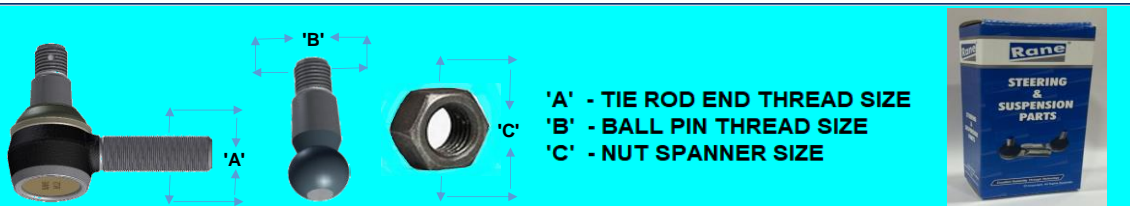
RANE (MADRAS) LIMITED
PRODUCT PORTFOLIO
TIE ROD END, DRAG LINK END, GEAR LEVER END



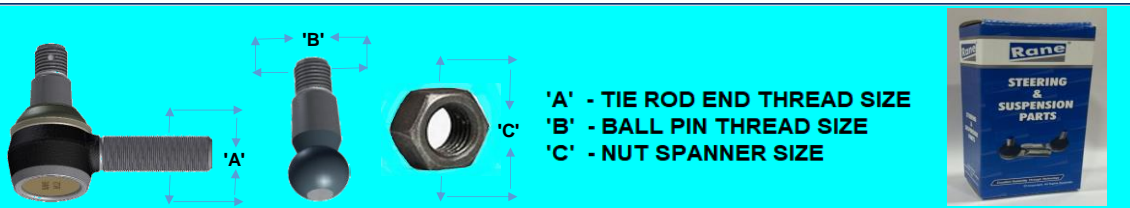
'A' - TIE ROD END THREAD SIZE
 'B' - BALL PIN THREAD SIZE
 'C' - NUT SPANNER SIZE



RML PRODUCT PICTURE	PART No.	ITEM DESCRIPTION	HOUSING THREAD 'A'	BALL PIN THREAD 'B'	UNIT	SPANNER SIZE 'C'
HEAVY COMMERCIAL VEHICLE						
TATA PRIMA AND SIGNA RANGES						
 RH LH	114 008 212 32	TIE ROD ENDS FOR PRIMA Lx 3130, PRIMA 2530, PRIMA Lx 2530, PRIMA Lx 2830 LPT 3718, SIGNA 3718, LPT 4223, PRIMA Lx 3123, LPT 4225, SIGNA 4825, SIGNA 4925, LPT 4923, LPT 4925 (BS 4 & BS 6)	M30X1.5	M20X1.5	PAIR	30 MM
 LH	114 008 212 52	TIE ROD END FOR PRIMA Lx 3130, PRIMA 2530, PRIMA Lx 2530, PRIMA Lx 2830 LPT 3718, SIGNA 3718, LPT 4223, PRIMA Lx 3123, LPT 4225, SIGNA 4825, SIGNA 4925, LPT 4923, LPT 4925 (BS 4 & BS 6)	M30X1.5	M20X1.5	LH	30 MM
 RH	114 008 212 62	TIE ROD END FOR PRIMA Lx 3130, PRIMA 2530, PRIMA Lx 2530, PRIMA Lx 2830 LPT 3718, SIGNA 3718, LPT 4223, PRIMA Lx 3123, LPT 4225, SIGNA 4825, SIGNA 4925, LPT 4923, LPT 4925 (BS 4 & BS 6)	M30X1.5	M20X1.5	RH	30 MM
 RH LH	114 008 212 22	TIE ROD ENDS FOR TATA ULTRA TRUCK & BUS - (OE REF. 5507 3399 0101 LH & 5507 3399 0102 RH) - MODELS LPO 9.6, LPO 8.5, ULTRA 1012, 7.5, 1014, 812, 912	M30X1.5	M18X1.5	PAIR	27 MM
 LH	114 008 212 92	TIE ROD END FOR LPT 3518, LPT 2518, LPT 1618, LPT 3518, LPT 3718, LPT 4223, LPK 2518, PRIMA Lx 2525, PRIMA Lx 2530, PRIMA Lx4025, SIGNA 1615, SIGNA 3118, SIGNA 3718, SIGNA 2523, SIGNA 4018, SIGNA 4223, SIGNA 4923, SIGNA 5523 (BS 4)	M30X1.5	M24X1.5	LH	36MM
 RH	114 008 213 02	TIE ROD END FOR LPT 3518, LPT 2518, LPT 1618, LPT 3518, LPT 3718, LPT 4223, LPK 2518, PRIMA Lx 2525, PRIMA Lx 2530, PRIMA Lx4025, SIGNA 1615, SIGNA 3118, SIGNA 3718, SIGNA 2523, SIGNA 4018, SIGNA 4223, SIGNA 4923, SIGNA 5523 (BS 4)	M30X1.5	M24X1.5	RH	36MM





RML PRODUCT PICTURE	PART No.	ITEM DESCRIPTION	HOUSING THREAD 'A'	BALL PIN THREAD 'B'	UNIT	SPANNER SIZE 'C'
 <div style="display: flex; justify-content: space-around;"> RH LH </div>	114 008 211 92	TIE ROD ENDS FOR LPT 3518, LPT 2518, LPT 1618, LPT 3518, LPT 3718, LPT 4223, LPK 2518, PRIMA Lx 2525, PRIMA Lx 2530, PRIMA Lx 4025, SIGNA 1615, SIGNA 3118, SIGNA 3718, SIGNA 2523, SIGNA 4018, SIGNA 4223, SIGNA 4923, SIGNA 5523 (BS 4)	M30X1.5	M24X1.5	Pair	36MM
 <div style="display: flex; justify-content: center;"> RH </div>	114 008 211 82	TIE ROD END FOR PRIMA 4928, PRIMA 4923, PRIMA Lx 2528, PRIMA Lx 3123, PRIMA Lx 2523, PRIMA Lx 4028, PRIMA Lx 3128, PRIMA 4023, LPT 3118, PRIMA Lx 4938 (BS 3)	M38X1.5	M24X1.5	RH	36MM
 <div style="display: flex; justify-content: center;"> LH </div>	114 008 212 82	TIE ROD END FOR PRIMA 4928, PRIMA 4923, PRIMA Lx 2528, PRIMA Lx 3123, PRIMA Lx 2523, PRIMA Lx 4028, PRIMA Lx 3128, PRIMA 4023, LPT 3118, PRIMA Lx 4938 (BS 3)	M38X1.5	M24X1.5	LH	36MM
 <div style="display: flex; justify-content: center;"> RH </div>	114 008 212 72	LPO 1618, PRIMA Lx 2525, LPK 2518, LP 1515, LPK 2523, SIGNA 3718, TATA ACE, LPK 1616, LPT 3518, LPT 2518, LPK 1618, LPT 912, LPA 713, LPK 2518, LPO 1515, LPT 1613, SIGNA 3718, LPO 1623, SIGNA 4223, SIGN 4923, LPK 2518, LPT 407, LPT3718, LTP 1613, LPT 1212, LPT 1412, LPT 407, LP 1112, LPA 713, LPT 407 EX, LPT 909, LPT 909 EX.	M12X1.25	M10X1	RH	17MM
 <div style="display: flex; justify-content: center;"> LH </div>	114 008 211 72	LPO 1618, PRIMA Lx 2525, LPK 2518, LP 1515, LPK 2523, SIGNA 3718, TATA ACE, LPK 1616, LPT 3518, LPT 2518, LPK 1618, LPT 912, LPA 713, LPK 2518, LPO 1515, LPT 1613, SIGNA 3718, LPO 1623, SIGNA 4223, SIGN 4923, LPK 2518, LPT 407, LPT3718, LTP 1613, LPT 1212, LPT 1412, LPT 407, LP 1112, LPA 713, LPT 407 EX, LPT 909, LPT 909 EX.	M12X1.25	M10X1	LH	17MM
	114 008 211 62	TIE ROD ENDS FOR SFC 709 EX, LPT 909 EX, LPT 1010, LPT 407, LP 712, LPT 809 EX, SFC 407, LP 410, LP 912, LPT 913, LPT 810, LPT 909 (BS 1 , 2 , 3 & 4)	M22X1.5	M16X1.5	PAIR	24MM



RML PRODUCT PICTURE	PART No.	ITEM DESCRIPTION	HOUSING THREAD 'A'	BALL PIN THREAD 'B'	UNIT	SPANNER SIZE 'C'
	114 008 212 12	TIE ROD ENDS FOR SFC 407, SFC 407 EX, LP 407, LP 410, SFC 410 (BS 2, 3, & 4)	M24X1.5	M12X1.5	PAIR	19MM
 RH	114 008 212 02	Tata and AL Gear Box End	M18X1.5	M12X1.5	RH	19MM
 LH	114 008 212 42	Tata and AL Gear Box End	M18X1.5	M12X1.5	LH	19MM
	114 008 213 62	DRAG LINK END FOR LP8 4923 TC, Signa BS4	M40X1.5	M24X1.5	RH	36MM
	114 008 213 72	DRAG LINK END FOR LPT 3118	M30X1.5	M18X1.5	RH	27MM
	114 008 213 52	DRAG LINK END FOR LP 407	M20X1.5	M14X1.5	RH	22MM



RML PRODUCT PICTURE	PART No.	ITEM DESCRIPTION	HOUSING THREAD 'A'	BALL PIN THREAD 'B'	UNIT	SPANNER SIZE 'C'
	114 008 213 32	DRAG LINK END FOR PRIMA, 3123T	M30X1.5	M20X1.5	RH	30MM
	114 008 213 22	DRAG LINK END FOR PRIMA, 2528, 2518, 3723	M30X1.5	M20X1.5	RH	30MM